

Warning For proper use and maintenance refer to the user's handbook attached to the torch.

Attenzione Consultare il manuale di uso e manutenzione allegato alla torcia.

Achtung Bitte unbedingt das beigefügte Bedienungshandbuch beachten.

Attention Consultez le manuel d'utilisation et de manutention joint à la torche.

Operating instructions
The excessive wear of tip and electrode may cause some damage to the torch head. Replace the electrode before its total consumption as well as the tip when showing an irregular hole or an increased diameter.

Modalità d'uso
L'eccessiva usura di cappa ed elettrodo può creare danni al corpo torcia, sostituire l'elettrodo prima del totale consumo dell'inserto e la cappa quando presenta un foro irregolare o di diametro maggiorato.

Gebrauchsanweisung
Elektrode und Schneiddüsen sollten auf den Verschleiß hin überprüft werden, überhöhte Beanspruchung führt zu verschlechterten Schneidergebnissen und kann zu einer Beschädigung des Brennerkörpers führen.

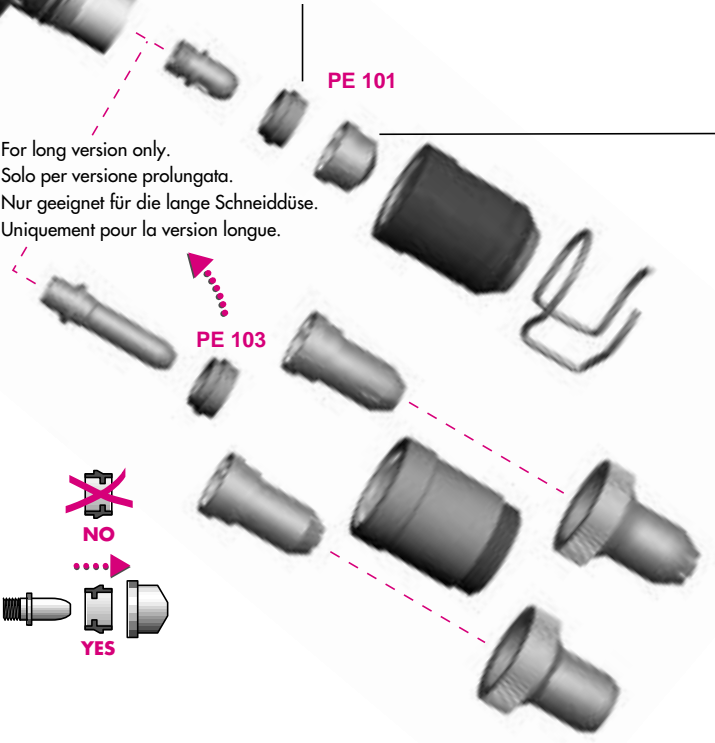
Modalité d'usage
L'usure excessive de la tuyère et de l'électrode peuvent causer des dommages au col de cygne, remplacer l'électrode avant l'usure totale de l'insert en HF ainsi que la tuyère si celle-ci présente une "usure irrégulière" ou un diamètre majoré.

Check the state of the swirl ring. Air holes must be open. If not, the low cooling system will damage the torch head.

Controllare lo stato di efficienza del diffusore aria, che deve sempre presentare i fori di accesso aria liberi da occlusioni.

Überprüfen des Luftverteilers, das die Löcher nicht verstopft sind.

Contrôler le rendement du diffuseur d'air dont les trous d'accès d'air doivent rester libres de toutes occlusions.



Choose the hole of the tip according to the following table:
Il diametro del foro della cappa va scelto secondo la seguente tabella:
Schneiddüsen Durchmesser laut der nachstenden Tabelle:
Choisir le diamètre de la tuyère selon le tableau suivant:

Ø	A
1.1	40 - 60
1.4	50 - 80
1.7	70 - 90

Warranty will be valid only for genuine TRAFIMET spare parts

La garanzia viene riconosciuta soltanto per ricambi originali TRAFIMET

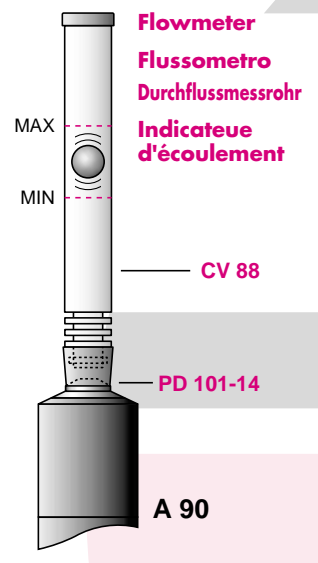
Garantie wird nur für Original TRAFIMET Teile übernommen

Utiliser seulement pièces d'usure originales TRAFIMET



TRAFIMET spa claim that all items on this catalogue are manufactured in conformity with the "low voltage" CE 73/23 directive as per EN 60974-7 standard. The company reserve the right to modify any products without notice. TRAFIMET spa is the registered owner of all trademarks, patents and models.

Copyright © 1997 Trafimet Spa. All rights reserved. Print date 10/00 EA 0530


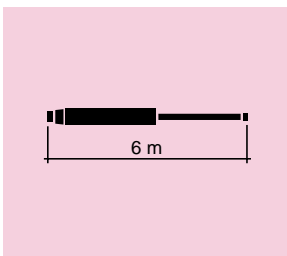


A 90 MANUAL
P 90 AUTOMATIC

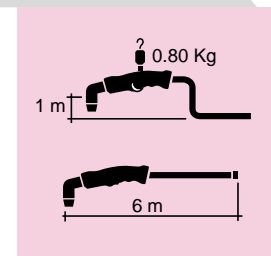
PLASMA TORCHES



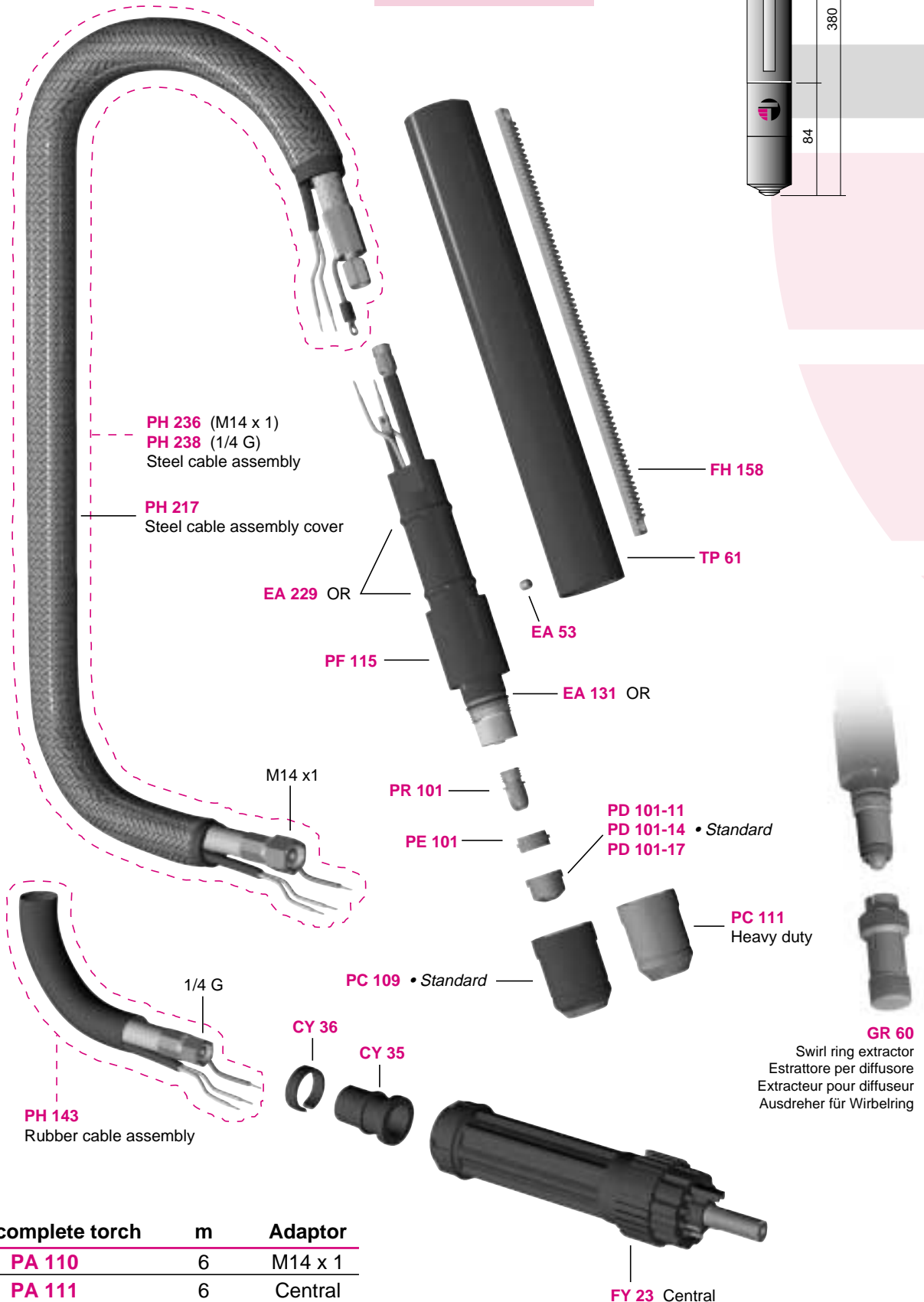
P 90



Technical data	A 90 • P 90
Voltage class	M
Standard length	6 m
Air consumption	180 l/min
Air pressure	5 bar
Duty cycle 100%	70 A
Duty cycle 60%	90 A

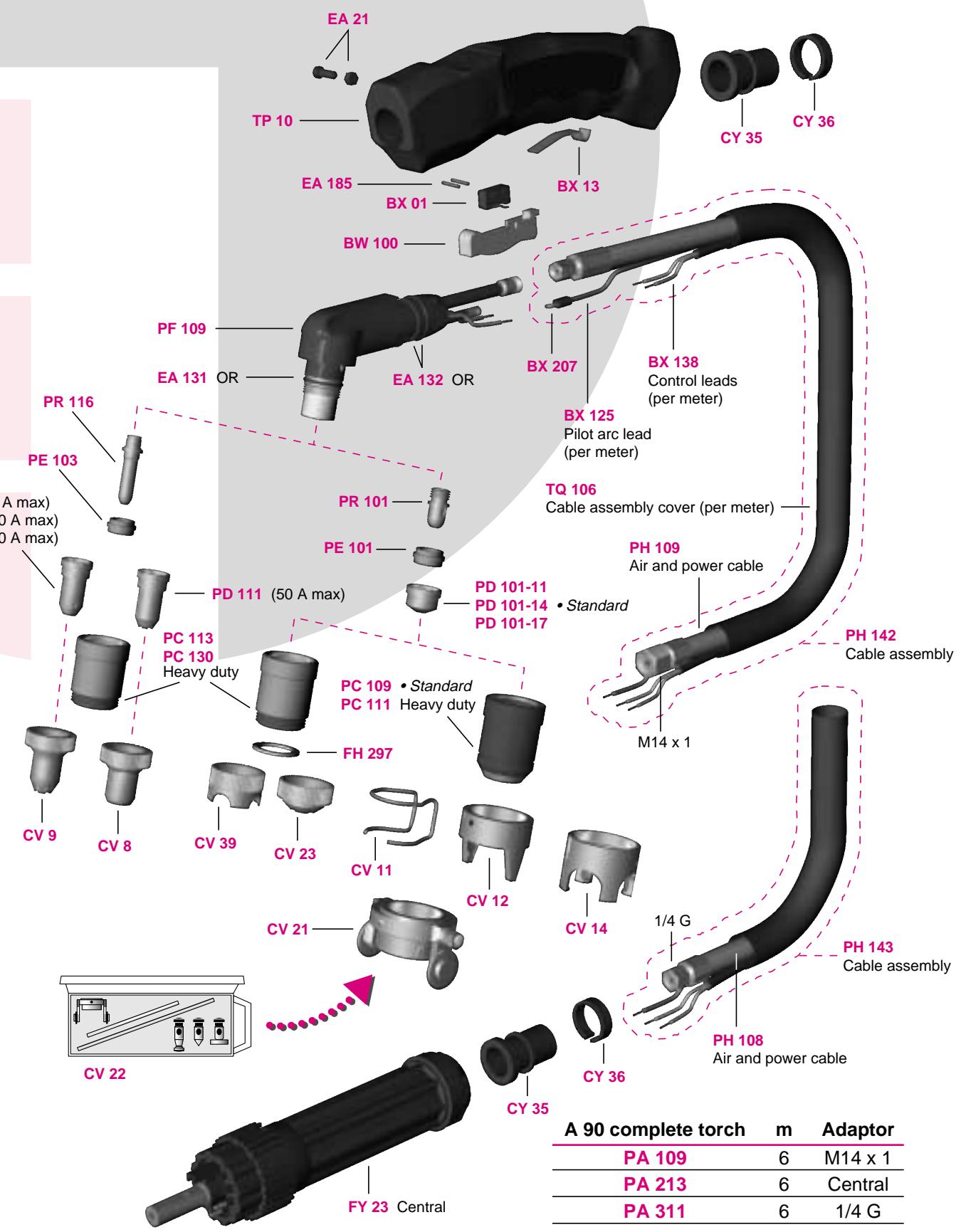


A 90



P 90 complete torch	m	Adaptor
PA 110	6	M14 x 1
PA 111	6	Central
PA 345	6	1/4 G

Steel cable available on request.



A 90 complete torch	m	Adaptor
PA 109	6	M14 x 1
PA 213	6	Central
PA 311	6	1/4 G